

**JOB NAME** \_\_\_\_\_

**CATALOG NUMBER** \_\_\_\_\_

**Type** \_\_\_\_\_

## Signs S190/S290 SERIES

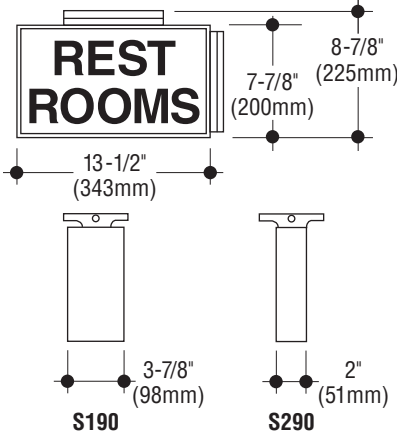
### Catalog Numbers

Back Mount	<input type="checkbox"/> S193-*	<input type="checkbox"/> S293-*
Ceiling Mount	<input type="checkbox"/> S194-*	<input type="checkbox"/> S294-*
End Mount	<input type="checkbox"/> S192-*	<input type="checkbox"/> S292-*

\* selected Group D copy

### Options

- Double Face:** Add suffix  -D.
- Fluorescent:** S190 only. Add suffix  -F. 277V: Add  -277.
- Flasher:** Incandescent only. Add suffix  -FL.
- Read-Out Face:** Blank until lighted. Add suffix  -ROF.
- Stencil Face:** Add suffix  -STF.
- Wet Locations:** Add suffix  -W.
- LED:** Add suffix  -L.
- Custom:** Copy or Color. Add suffix  -CC.



### SPECIFICATIONS

#### Construction

- Fixture is constructed of extruded aluminum
- Finish is black polyester coating
- Copy is silk-screened on white butyrate snap-in panel
- Bracket is die-cast aluminum with black finish
- cULus listed, for wet locations when specified

#### Electrical

- S190 signs are wired for two 25W T6½ intermediate base incandescent lamps
- Two 7W compact fluorescent lamps optional on S190 only (120V standard)
- S290 signs are wired for two 25W T6½ DC bayonet base incandescent lamps
- Two 1.5W LED modules optional (universal voltage)

#### Mounting

Sign mounts directly to junction box

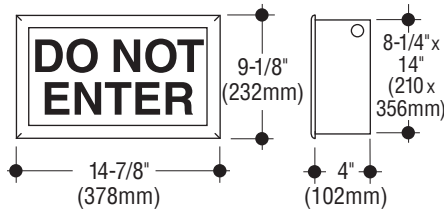
## S191 SERIES

### Catalog Numbers

Recessed Mount  S191- (selected Group D copy)

### Options

- Fluorescent:** Add suffix  -F. 120V is standard; for 277V, add suffix  -277.
- Flasher:** Incandescent only. Add suffix  -FL.
- Read-Out Face:** Blank until lighted. Add suffix  -ROF.
- Stencil Face:** Add suffix  -STF.
- Wet Locations:** Add suffix  -W.
- LED:** Add suffix  -L.
- Custom:** Copy or Color. Add suffix  -CC.



### SPECIFICATIONS

#### Construction

- Fixture is constructed of 18 gauge steel, suitable for poured concrete construction with extruded aluminum trim
- Finish on trim is black polyester coating; housing is white polyester coating
- Copy is silk-screened on white butyrate snap-in panel
- cULus listed, suitable for wet locations when specified

#### Electrical

- Wired for two 25W T6½ intermediate base incandescent lamps
- Two 7W compact fluorescent lamps optional (120V standard)
- Two 1.5W LED modules optional (universal voltage)

#### Mounting

Housing has holes for mounting.

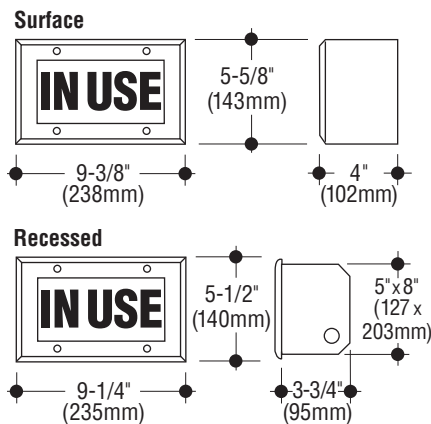
## S252 SERIES

### Catalog Numbers

Surface Mount  S252S- (selected Group E copy)  
Recessed Mount  S252- (selected Group E copy)

### Options

- Fluorescent:** Add suffix  -F. 120V is standard; for 277V, add suffix  -277.
- Read-Out Face:** Blank until lighted. Add suffix  -ROF.
- Stainless Steel:** Satin finished. Add suffix  -N.
- Stencil Face:** Add suffix  -STF.
- Wet Locations:** Add suffix  -W.
- LED:** Add suffix  -L.
- Custom:** Copy or Color. Add suffix  -CC.



### SPECIFICATIONS

#### Construction

- Fixture is constructed of 16 gauge steel recessed housing suitable for poured concrete construction
- Trim and surface housing finish is metallic aluminum polyester coating; recessed housing is white polyester coating
- Copy is silk-screened on white acrylic
- cETLus listed, suitable for wet locations when specified

#### Electrical

- Wired for one 25W A19 incandescent lamp
- One 7W compact fluorescent lamp optional (120V standard)
- One 1.5W LED modules optional (universal voltage)

#### Mounting

Surface sign mounts to junction box. Recessed housing has flanges with holes for mounting, suitable for any wall construction.

### Standard Copy Options

#### Group D

X-RAY ROOM IN OPERATION DO NOT ENTER	IN USE	AREA OF RESCUE ASSISTANCE	DO NOT ENTER
X-RAY ON	X-RAY IN USE	BEAM ON	ON THE AIR
LASER IN USE	DARKROOM IN USE	ROOM IN USE	FIRE ESCAPE
MEN	WOMEN	STAIRS	REST ROOMS
ATM	ELEVATORS		

#### Group E

DARKROOM IN USE	DO NOT ENTER
X-RAY ON	X-RAY IN USE
LASER IN USE	IN USE
ON AIR	ATM

*This chart indicates standard colors*



**C.W. Cole & Company, Inc.**  
2560 N. Rosemead Boulevard  
South El Monte, CA 91733-1593

Tel. (626) 443-2473  
Fax (626) 443-9253  
info@colelighting.com  
[www.colelighting.com](http://www.colelighting.com)