








ELECTRICAL



LR5					
	Voltage	Watts PER FOOT	Lumens PER FOOT	CCT	CRI
1.90"  Stainless Steel  Aluminum	120 - 277V Universal voltage (Driver) 24 VDC constant voltage (LED)	2.5 watts	205 lumens	3000°K	85
1.66"  Stainless Steel  Aluminum	120 - 277V Universal voltage (Driver) 24 VDC constant voltage (LED)	3 watts	213 lumens	3000°K	98
1.50"  Stainless Steel					
LR6					
1.50"  Stainless Steel  Aluminum	120 - 277V Universal voltage (Driver) 24 VDC constant voltage (LED)	2.5 watts	205 lumens	3000°K	85



Complies with ASHRAE 90.1-2019 allowance for exterior lighting power.

<https://cole-lighting.squarespace.com/s/ASHRAE-901-2019.pdf>

