

Steplites

Series	LED	Fluor.	HID	Incan.	Dimming	Exterior	Interior	Feed-Thru	Other Options
2153/2153D	•	•	•	•	•	•	•	•	Faceplate colors Emergency battery Junction box LED colors
3100/3100D	•	•	•	•	•	•	•	•	

2153/3100 SERIES 2153D/3100D SERIES DIRECTIONAL

Description

This series of Steplites are high performance site fixtures for large areas. Their large aperture allows high light levels to the sides as well as in front of the fixture for many exterior locations. Alternate faceplate designs available, providing unique performance characteristics. The rugged construction, engineering excellence and quality make these fixtures ideal for specification in most public areas.

Features

Louvers in the 2153/3100 Series are more widely spaced than most fixtures of this type, allowing for significantly greater forward projected illumination. The lens in the directional 2153D/3300D faceplate is vertically ribbed to provide side spread of illumination with the internal reflector and lamp placement providing a downward throw of light. The angle of the lens minimizes the visibility of the lamp and reduces brightness. Exceptional durability is provided by the thick cast aluminum faceplate and the tempered glass diffuser. Cole Steplites feature a cast aluminum junction box which may be easily field mounted to either the back or bottom of the housing to best suit installation conditions.

Applications

LED and fluorescent steplites are suitable for any wall construction. Incandescent and HID steplites are suitable for concrete pour/block wall mounting in outdoor installations. They are ideal in walls, ramps, and stairwells where high light levels are desirable.

Custom

If your project demands a special fixture we would be pleased to discuss the production of custom fixtures to suit your specific conditions. For more information on our custom capabilities, please contact your local Cole representative.

COLE
Lighting

C.W. Cole & Company, Inc.
2560 N. Rosemead Boulevard
South El Monte, CA 91733-1593

Tel. (626) 443-2473
Fax (626) 443-9253
info@colelighting.com
www.colelighting.com



L2153W-J



L2153DW — Directional



L2153GW-J



2153/3100 Series Steplites are available with cast aluminum louver or non-louvered faceplates.



LED, fluorescent, incandescent and HID lamps may be specified for this series.



The junction box on Cole Steplites may be field mounted to the back or bottom of the fixture.

Steplites

2153/3100 SERIES 2153D/3100D SERIES DIRECTIONAL

SPECIFICATIONS

Construction

- Fixture housing is constructed from die-formed 16 gauge electro-galvanized steel finished with a white polyester coating
- Faceplate is cast aluminum with metallic aluminum polyester coating, gasketed and retained by stainless steel screws
- Diffuser in 2153/3100 is frosted tempered glass; the lens in 2153D/3100D is ribbed tempered glass. Both are set in silicone sealant
- Reflector is constructed of die-formed white aluminum
- Junction box is cast aluminum with polyester coating; optional on LED, incandescent and fluorescent models, standard on HID models
- cETLus listed, suitable for wet locations
- LED and fluorescent models are suitable for any wall construction; Incandescent and HID models are for concrete pour/block wall construction only.

Electrical

- Fixture is wired for lamps of varying types and wattages. Integral drivers and ballasts are universal voltage
- Housing provided with 1/2" conduit knockout on each side, suitable for 4 wire thru-wiring, 2 in 2 out
- Junction box allows 8 wire thru-wiring, 4 in 4 out. Provided with two 1/2" tapped conduit entrances in the bottom and one 1/2" conduit tapped knockouts on side of housing.

Mounting

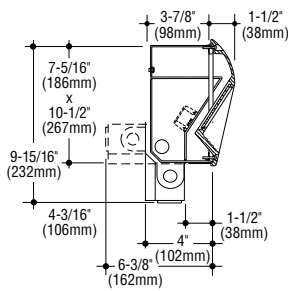
Housing has flanges with holes for mounting.



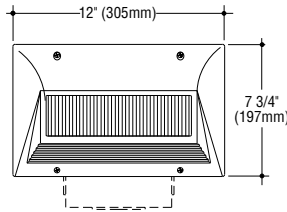
C.W. Cole & Company, Inc.
2560 N. Rosemead Boulevard
South El Monte, CA 91733-1593

Tel. (626) 443-2473
Fax (626) 443-9253
info@colelighting.com
www.colelighting.com

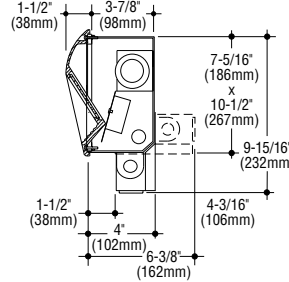
LED



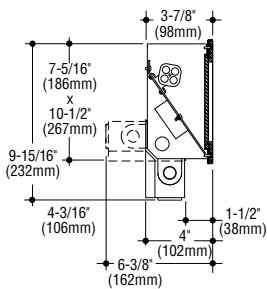
Directional faceplate



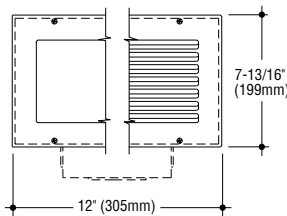
Incandescent



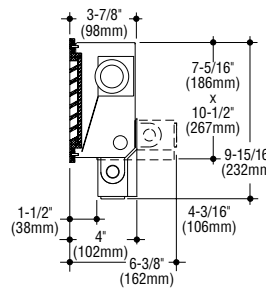
Fluorescent



Non-Louvered or Louvered faceplate



HID



Catalog Numbers

Lamps
LED 3.0W, (252 lm @ 3000°K)
LED 7.2W, (430 lm @ 3000°K)
LED 14.4W, (860 lm @ 3000°K)
26W, (CFQ26W/G24q-3) fluorescent
50W, metal halide, medium base
100W, A21 medium base incandescent

Faceplate

Louver	Non-Louver	Directional
L2153W	L2153GW	L2153DW
L2153W-HO	L2153GW-HO	L2153DW-HO
L2153W-HO-2	L2153GW-HO-2	L2153DW-HO-2
F2153W	F2153GW	F2153DW
HMH3150W	HMH3150GW	HMH3150DW
T2153W	T2153GW	T2153DW

Photometric data available for Steplites can be downloaded at: www.colelighting.com/downloads/1

Options

Bronze faceplate: Satin finished, clear coated.

Add suffix **-B**.

Tamperproof screws: Socket head faceplate screws. Add suffix **-TP**.

Alternate faceplate color: Black or white.

Add suffix **-BLK** or **-WHT**.

Opal glass diffuser: Tempered (Not available on directional models). Add suffix **-OPL**.

LED colors: 4000°K (292 lm), -HO (498 lm), -HO-2 (996 lm). Add suffix **-4K**.

Amber (Not available in HO-2). Add suffix **-AMB**.

Blue (Not available in HO-2). Add suffix **-BLU**.

Voltage: 277V fluorescent ballast. Add suffix **-277** (Standard ballast are universal voltage)

Dimming: Universal voltage, 0-10V driver.

Add suffix **-DIM**

Emergency battery: Provides up to 90 minutes operation for both LED and fluorescent models.

Add suffix **-EM**.

Junction box: Bottom or back mounted as required for feed-thru. Standard on HID models.

Add suffix **-J**.

How to Specify

1. Select catalog number with desired features.
2. Add suffixes for options required to meet job conditions.