

## Steplites

Series	LED	Fluor.	Incan.	Dimming	Exterior	Interior	Feed-Thru	Other Options
500	●			●	●	●	●	Lens options LED colors Bronze faceplate

## L500 SERIES

### Description

This ultra low profile Steplite features high performance LEDs. It is appropriate in a variety of interior or exterior applications. The rugged construction, engineering excellence, and quality make this fixture ideal for specification in most public areas.

### Features

All stainless steel construction ensures maximum exterior durability. Satin finish faceplate and frosted tempered glass diffuser provide a sleek modern appearance. Integral driver simplifies specification and installation. Four sizes are available to meet most any specification.

### Applications

The 500 Series Steplites are suitable for concrete pour/block wall and stud wall mounting in indoor or outdoor installations. They are ideal in low walls and step risers for general illumination, and for use as marker lights.

### Custom

If your project demands a special fixture, we would be pleased to discuss the production of modified standard fixtures or custom fixtures to suit your specific conditions. For more information on our custom capabilities, please contact your local Cole representative.



L503W



L506W



L509W



L512W

The L500 Series is available with amber or blue LEDs.



C.W. Cole & Company, Inc.  
2560 N. Rosemead Boulevard  
South El Monte, CA 91733-1593

Tel. (626) 443-2473  
Fax (626) 443-9253  
info@colelighting.com  
[www.colelighting.com](http://www.colelighting.com)

## Steplites

### L500 SERIES

#### SPECIFICATIONS

##### Construction

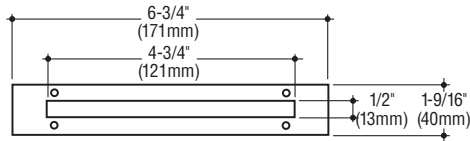
- Housing is 16 gauge stainless steel • Faceplate is 3/16" satin finished stainless steel passivated for maximum rust resistance
- Fixtures are furnished with stainless steel socket head tamperproof screws • Diffuser is frosted tempered glass set in silicone sealant
- cETLus listed for wet locations in any wall construction.

##### Electrical


- Fixture is wired with high performance LEDs • Integral driver is universal voltage
- Housing provided with 1/2" conduit knockout on each side, suitable for 4 wire thru-wiring, 2 in and 2 out.

##### Mounting

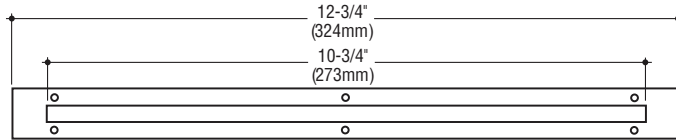
Housing has flange with holes for mounting.



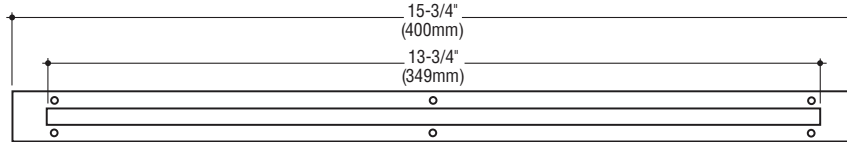
L503W



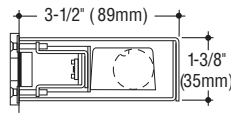
L506W



L509W



L512W



Housing widths:

L503W = 6-3/32" (155mm)

L506W = 9-3/32" (231mm)

L509W = 12-3/32" (307mm)

L512W = 15-3/32" (383mm)

#### Catalog Number

##### Lamp

LED 1.5W, (126 lm @ 3000°K)

LED 3.0W, (252 lm @ 3000°K)

LED 4.5W, (377 lm @ 3000°K)

LED 6.0W, (503 lm @ 3000°K)

L503W

L506W

L509W

L512W

Photometric data available for Steplites can be downloaded at: [www.colelighting.com/downloads/1](http://www.colelighting.com/downloads/1)

#### Options

**Bronze faceplate:** Satin finished, clear coated.

Add suffix **-B**.

**Opal glass diffuser:** Tempered. Add suffix **-OPL**.

#### LED colors:

4000°K (L503, 146 lm), (L506, 292 lm), (L509, 438 lm), (L512, 584 lm). Add suffix **-4K**.

Amber. Add suffix **-AMB**.

Blue. Add suffix **-BLU**.

**Dimming:** Universal voltage 0-10V driver.

Add suffix **-DIM**. (Not available on L503 model)

#### How to Specify

1. Select catalog number with desired features.
2. Add suffixes for options required to meet job conditions.



C.W. Cole & Company, Inc.  
2560 N. Rosemead Boulevard  
South El Monte, CA 91733-1593

Tel. (626) 443-2473

Fax (626) 443-9253

info@colelighting.com

[www.colelighting.com](http://www.colelighting.com)