

Plugging Boxes

362 SERIES

Description

The 362 Series Plugging Boxes are recessed floor mounted enclosures designed for the temporary connection of electrical devices in interior installations where up to two devices are required. For installations requiring up to four devices, see the 364 Series.

Features

Cover opens to provide access to devices. Cord slot allows door to remain closed with cord connected. The TLS-362 has straight sides for installation from above in existing wood floors. The TLA-362 is for concrete pour installations and may be adjusted to finished floor level. A barrier allows high voltage and low voltage devices to be installed.

Applications

The 362 Series Plugging Boxes are for installation in buildings such as schools, churches, theatrical stages, hospitals, civic buildings, offices, and other locations for the connection of lighting, sound and service appliance equipment.

Custom

If your project demands a special fixture we would be pleased to discuss the production of custom fixtures to suit your specific conditions. For more information on our custom capabilities, please contact your local Cole representative.


Interior Applications



The TLS-362 Series provides a straight-sided housing for installation in wood floors.



The TLA-362 Series has an adjustable leveling collar for installation in poured concrete floors.



An optional Carpet Flange for the TLA-362 Series includes Finish Trim and provides an overlapping flange for carpeted installations.

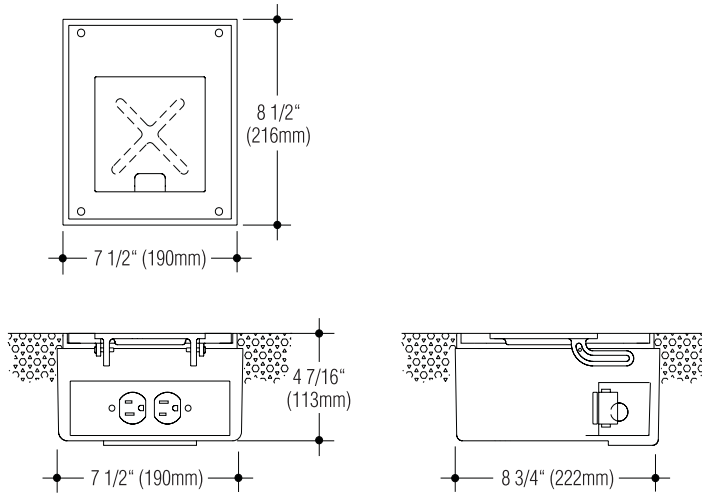


C. W. Cole & Company, Inc.
2560 N. Rosemead Boulevard
South El Monte, CA 91733-1593

Fax (626) 443-9253
Tel. (626) 443-2473
info@colelighting.com
www.colelighting.com

Plugging Boxes

362 SERIES



TLA-362 shown. TLS-362 is similar, except 7 1/4" x 8 1/4" x 4" (184 x 210 x 102 mm)

Specifications

Construction

- Cover is cast aluminum
- Standard cover door has non-skid grid and is self-closing with a cord slot
- Cover is finished with black polyester coating
- Models with Finish Trim or Carpet Flange option have smooth surface with satin aluminum finish
- TLA-362: housing and leveling collar are cast aluminum
- TLS-362: housing is 16 gauge steel







Electrical

- Various wiring devices or combinations are available as indicated with catalog suffixes
- Units with multiple-voltage devices have metal interior barrier between compartments
- TLA-362 housing has two 1/2" trade-size tapped conduit entrances
- TLS-362 housing has four 1/2"-3/4"-1" combination trade size conduit entrances
- Listed by cETLus

Mounting

- TLS-362: Box designed to be recessed in hardwood floors with no overlap. Particularly suitable for installation in existing floors where box flexes with floor
- TLA-362: Box designed for poured concrete floors. Frame, with leveling screws, is adjustable and is designed for dry-pack grout after cover is leveled to finished floor.

Catalog Numbers

Blank interior. No devices furnished	TLS / TLA-362
Duplex U-ground power outlet. 15 amp, 125 volt	TLS / TLA-362-1 
Duplex 3-wire twist-lock power outlet. 15 amp, 125 volt	TLS / TLA-362-2 
Single 3-pole microphone outlet and single 4-pole speaker outlet. Low voltage	TLS / TLA-362-3 
Single U-ground power outlet and single 3-pole microphone outlet. 15 amp, 125 volt. Low voltage	TLS / TLA-362-4 
Single 3-wire twist-lock power outlet and single 3-pole microphone outlet 15 amp, 125 volt. Low voltage	TLS / TLA-362-5 
Two single U-ground power outlets (NEMA 5-20) 20 amp, 125 volt	TLS / TLA-362-6 
Additional combinations of above or other stan- dards wiring devices (maximum of 2) as required. Specify complete requirements	TLS / TLA-362-9

Options

- Bronze:** Satin finished red brass. Add suffix **-B**.
- Carpet Flange:** Includes Finish Trim. Add suffix **-CF**.
- Dust Cover Over Outlets:** Add suffix **-D**.
- Cast Iron Housing:** Add suffix **-FE**.
- Finish Trim:** Add suffix **-FT**.

How to Specify

1. Select catalog number with desired features.
2. Add suffixes for options required to meet job conditions.



C. W. Cole & Company, Inc.
2560 N. Rosemead Boulevard
South El Monte, CA 91733-1593

Fax (626) 443-9253
Tel. (626) 443-2473
info@colelighting.com
www.colelighting.com